

# Devki Leasing & Finance Limited

Velocity Multiplex, 18-A, Scheme No. 94-C, Ring Road,  
INDORE - 452010 (M.P.) INDIA Tel. : +91-731-473 5555 - 69  
Fax: +91-731-473 5500 E-mail : dlfindore@gmail.com

CIN : L65921MP1993PLC007522

**devki**

27<sup>th</sup> July, 2020

To,  
General Manager-Listing  
**BSE Limited,**  
P. J. Towers, Dalal Street,  
Mumbai- (M.H.) -400 001

Sub: Audited Financial Results along with Independent Auditor's Report under Regulation 33 of SEBI (Listing Obligations and Disclosures Requirements) Regulations, 2015 for the Financial Year ended 31<sup>st</sup> March, 2020.


**Script Code-530765 ISIN - INE510B01018**

Dear Sir/Madam,

With reference to the Regulation 33 of the SEBI (Listing Obligations and Disclosure Requirements) Regulations, 2015 and the above mentioned subject kindly find enclosed herewith Audited Financial Results for the Financial Year ended 31<sup>st</sup> March, 2020 along with Independent Auditor's Report.

You are requested to please take the same on record.

Yours faithfully  
For DEVKI LEASING AND FINANCE LIMITED



SHRADDHA DIYA  
COMPANY SECRETARY



**SPARK & ASSOCIATES**  
**CHARTERED ACCOUNTANTS**

SPARK House, 51, Scheme No. 53, Vijay Nagar,  
Near Medanta Hospital, INDORE-452011 (M.P.)  
Tel. : 0731-4230240, E-Mail : info@ca-spark.com  
www.ca-spark.com

**INDEPENDENT AUDITOR'S REPORT**

**TO THE BOARD OF DIRECTORS OF DEVKI LEASING AND FINANCE LIMITED**

**Report on the audit of the Financial Results**

**Opinion**

We have audited the accompanying quarterly financial results of **Devki Leasing and Finance Limited** (the company) for the **quarter ended 31-Mar-20** and the year to date results for the period from **1-Apr-19 to 31-Mar-20**, attached herewith, being submitted by the company pursuant to the requirement of Regulation 33 of the SEBI (Listing Obligations and Disclosure Requirements) Regulations, 2015, as amended ("Listing Regulations").

In our opinion and to the best of our information and according to the explanations given to us these financial results:


- i. are presented in accordance with the requirements of Regulation 33 of the Listing Regulations in this regard; and
- ii. gives a true and fair view in conformity with Indian Accounting Standard 34 "Interim Financial Reporting" (Ind AS 34) prescribed under Section 133 of the Companies Act 2013 (the "Act") read with relevant rules issued thereunder and other accounting principles generally accepted in India of the net profit and total comprehensive income and other financial information of the Company for the three months and year ended March 31, 2020.

**Basis for Opinion**

We conducted our audit in accordance with the Standards on Auditing (SAs) specified under section 143(10) of the Companies Act, 2013 (the Act). Our responsibilities under those Standards are further described in the Auditor's Responsibilities for the Audit of the Financial Results section of our report. We are independent of the Company in accordance with the Code of Ethics issued by the Institute of Chartered Accountants of India together with the ethical requirements that are relevant to our audit of the financial results under the provisions of the Companies Act, 2013 and the Rules thereunder, and we have fulfilled our other ethical responsibilities in accordance with these requirements and the Code of Ethics. We believe that the audit evidence we have obtained is sufficient and appropriate to provide a basis for our opinion.

**Management's Responsibilities for the Financial Results**

These quarterly financial results as well as the year to date financial results have been prepared on the basis of the interim financial statements. The Company's Board of Directors are responsible for the preparation of these financial results that give a true and fair view of the net profit/loss and other comprehensive income and other financial information in accordance with the recognition and measurement principles laid down in Indian Accounting Standard 34, 'Interim Financial Reporting' prescribed under Section 133 of the Act read with relevant rules issued thereunder and other accounting principles generally accepted in India and in compliance with Regulation 33 of the Listing Regulations. This responsibility also includes maintenance of adequate accounting records in accordance with the provisions of the Act for safeguarding of the assets of the Company and for preventing and detecting frauds and other irregularities; selection and application of appropriate accounting policies; making judgments and estimates that are reasonable and prudent; and design, implementation and maintenance of adequate internal financial controls that were operating effectively for ensuring the accuracy and completeness of the accounting records, relevant to the preparation and presentation of the financial



Branches at : ► Bhopal ► Kota ► Mumbai ► New Delhi ► Bhaora ► Bangalore  
► Ahmedabad ► Jamshedpur ► Sangrur ► Noida ► Pune



results that give a true and fair view and are free from material misstatement, whether due to fraud or error.

In preparing the financial results, the Board of Directors are responsible for assessing the Company's ability to continue as a going concern, disclosing, as applicable, matters related to going concern and using the going concern basis of accounting unless the Board of Directors either intends to liquidate the Company or to cease operations, or has no realistic alternative but to do so.

The Board of Directors are also responsible for overseeing the Company's financial reporting process.

#### **Auditor's Responsibilities for the Audit of the Financial Results**


Our objectives are to obtain reasonable assurance about whether the financial results as a whole are free from material misstatement, whether due to fraud or error, and to issue an auditor's report that includes our opinion. Reasonable assurance is a high level of assurance, but is not a guarantee that an audit conducted in accordance with SAs will always detect a material misstatement when it exists. Misstatements can arise from fraud or error and are considered material if, individually or in the aggregate, they could reasonably be expected to influence the economic decisions of users taken on the basis of these financial results.

As part of an audit in accordance with SAs, we exercise professional judgment and maintain professional skepticism throughout the audit. We also:

- Identify and assess the risks of material misstatement of the financial results, whether due to fraud or error, design and perform audit procedures responsive to those risks, and obtain audit evidence that is sufficient and appropriate to provide a basis for our opinion. The risk of not detecting a material misstatement resulting from fraud is higher than for one resulting from error, as fraud may involve collusion, forgery, intentional omissions, misrepresentations, or the override of internal control.
- Obtain an understanding of internal control relevant to the audit in order to design audit procedures that are appropriate in the circumstances, but not for the purpose of expressing an opinion on the effectiveness of such control.
- Evaluate the appropriateness of accounting policies used and the reasonableness of accounting estimates and related disclosures made by the Board of Directors.
- Conclude on the appropriateness of the Board of Directors' use of the going concern basis of accounting and, based on the audit evidence obtained, whether a material uncertainty exists related to events or conditions that may cast significant doubt on the Company's ability to continue as a going concern. If we conclude that a material uncertainty exists, we are required to draw attention in our auditor's report to the related disclosures in the financial results or, if such disclosures are inadequate, to modify our opinion. Our conclusions are based on the audit evidence obtained up to the date of our auditor's report. However, future events or conditions may cause the Company to cease to continue as a going concern.
- Evaluate the overall presentation, structure and content of the financial results, including the disclosures, and whether the financial results represent the underlying transactions and events in a manner that achieves fair presentation.
- Obtain sufficient appropriate audit evidence regarding the Financial Results of the Company to express an opinion on the Financial Results.

We communicate with those charged with governance regarding, among other matters, the planned scope and timing of the audit and significant audit findings, including any significant deficiencies in internal control that we identify during our audit.

We also provide those charged with governance with a statement that we have complied with relevant ethical requirements regarding independence, and to communicate with them all relationships and other






**SPARK & ASSOCIATES**  
**CHARTERED ACCOUNTANTS**

matters that may reasonably be thought to bear on our independence, and where applicable, related safeguards.

**Unique Document Identification Number (UDIN) for this document is 20404644AAAACY9180.**

For **SPARK & Associates**  
Chartered Accountants  
Firm Reg No. 005313 C



**Pankaj Kumar Gupta**  
Partner  
Membership No. 404644

Indore, dated 27<sup>th</sup> July, 2020

DEVKI LEASING AND FINNCE LIMITED

REGD OFF: Velocity multiplex, 18A.Scheme no.94C, Indore(M.P) 452010

email:dflindore@gmail.com, website:www.devkileasing.com

CIN NO:L65921MP1993PLC007522 Phone no.2555041

AUDITED FINANCIAL RESULT FOR THE YEAR AND QTR ENDED ON 31.03.20

RS.IN LAKH

S. NO	PARTICULARS	3 MONTHS	3 MONTHS	3MONTHS	YEAR	YEAR
		ENDED ON	ENDED ON	ENDED ON	ENDED ON	ENDED ON
		31.03.20	31.12.19	31.03.19	31.03.20	31.03.19
		(AUDITED)	(UNAUDITED)	(AUDITED)	(AUDITED)	(AUDITED)
1	Income from operations	0	0	0	0	0.35
2	Other Income	0.06	0	0.15	0.21	95.13
3	Total Revenue(I+II)	0.06	0	0.15	0.21	95.48
4	EXPENDITURE					
	(a) Purchase & Operting expenses	0	0	0	0	0
	(b) Purchase of stock in Trade	0	0	0	0	0
	(c) Changes in Inventories of finished goods, works in progeress	-4.24	0	-0.25	-4.24	-0.25
	(d) Employee's benefits expense	3.04	3.05	3.04	12.18	11.73
	(e) Finanace costs	3.16	3.16	2.19	12.25	6.65
	(f) Depericiation and amortisation expense	0	0	0.41	0	1.63
	(g) lLong term capital gain/loss	0	9.82	0	0	0
	(h) Other Expenses	1.46	1.45	1.18	6.54	6.38
	TOTAL EXPENSES	3.42	17.48	6.57	26.73	26.14
5	Profit before expetional and Extraordinary items and tax(III-IV)	-3.36	-17.48	-6.42	-26.52	69.34
6	Exceptional items	0	0	0	9.82	13.65
7	Profit before tax (V-VI)	-3.36	-17.48	-6.42	-36.34	82.99
8	Tax expenses	0	0	0	0	0
	(1) Current tax	0	0	0	0	0
	(2)Deferred Tax	0	0	0	0	-0.69
	(3)Tax for earlier period			0		0
9	Profit/(loss) for the period	-3.36	-17.48	-6.42	-36.34	82.30
10	Profit/(loss)after tax from countinuing operations	-3.36	-17.48	-6.42	-36.34	82.30
11	Profit/(loss)after tax from discountinuing operations	0	0	0	0	0
12	Tax expenseof discountinuing operations	0	0	0	0	0
13	Prifit/(loss) after tax from discountinuing operations	0	0	0	0	0
14	Profit/(loss) for the period	-3.36	-17.48	-6.42	-36.34	82.30
15	Other comprehensive income					
	(a) items that will not be reclassified to profit and loss	0	0	0	0	0
	Mark -to Market of investment in equity instrument s other than subsidiaries (net of tax)					
	(b) Items that will be reclassified to profit and loss	0	0	0	0	0
16	Total Comprehensive income for the period	0	0	0	0	0
17	Paid up Equity share Capital(Face value Rs.10)	3451850	3451850	3451850	3451850	3451850
18	Earning per share					
	(i)Basic	-0.095	-0.506	-0.186	-1.05	2.38
	(ii)diluted	-0.095	-0.506	-0.186	-1.05	2.38
	(a) Before Exceptional Extraordinary item					
	(i)Basic	-0.095	-0.506	-0.186	-1.05	2.01
	(ii)Diluted	-0.095	-0.506	-0.186	-1.05	2.01
	(b) After Exceptional and extra ordinary item					
	(i) Basic	-0.095	-0.506	-0.186	-1.05	2.38
	(ii)diluted	-0.095	-0.506	-0.186	-1.05	2.38
19	Particulars of share holdings			0	0	0
	(A) Public Share holdings			0	0	0
	(i)Number of shares	2011548	2011548	2011548	2011548	2011548
	(ii) Percentage of share holding	57.32	57.32	57.32	57.32	57.32
	(B) Promoter and promoter's group share holdings			0	0	0
	(a)Pledged/Encumberd	0	0	0	0	0
	(i)Number of shares	0	0	0	0	0
	(ii) Percentage of shares(ass % of total share holding of Promoter and promoter's group)	0	0	0	0	0
	(iii)Percentage of Shares(as %of total share capital of the Company)	0	0	0	0	0
	(c) Non- Encumberd					
	(i)Number of shares	1498052	1498052	1498052	1498052	1498052
	(ii) Percentage of shares(ass % of total share holding of Promoter and promoter's group)	100	100	100	100	100
	(iii)Percentage of Shares(as %of total share capital of the Company)	42.68	42.68	42.68	42.68	42.68
20	INVESTORS COMPLAINTS					
	(a) Pending the begining of the quarter	0	0	0	0	0
	(b) Received during the quater	0	0	0	0	0
	(c) Disposed of during the quarter	0	0	0	0	0
	(d) Remaining Unsolved at the end of the quarter	0	0	0	0	0

STATEMENT OF ASSETS AND LIABILITIES AS AT 31.03.20		Rs.lakh	
PARTICULARS		AS AT	ASAT
		31.03.20	31.03.19
<b>ASSETS</b>			
1	Non-current assets		
(a)	Property-plant and equipment	2.23	2.23
(b)	Capital work in progress	0.00	0.00
(c)	Investment Property	0.00	0.00
(d)	Goodwill	0.00	0.00
(e)	Other intangible Asset	0.00	0.00
(f)	Intangible assets under development	0.00	0.00
(g)	Biological assets other than bearer plants	0.00	0.00
(h)	Investments accounted for using equity methods	0.00	0.00
2	FINANCIAL ASSETS		
(a)	Investment	185.96	185.96
(b)	Trade receivables	0.00	0.00
(c)	Loans	0.00	0.00
(d)	Other financial assets	0.00	0.00
(f)	Deferred tax asset(net)	0.00	0.00
(g)	Other non-current assets	0.00	0.15
	Total non-current assets	188.19	188.34
3	CURRENT ASSETS		
(a)	Inventories	4.70	0.45
(b)	Trade receivables	0.00	0.00
(c)	Cash and cash equivalents	0.35	0.39
(d)	Bank balance other than @above	0.00	0.00
(e)	loans	0.00	0.00
(f)	Other financial assets	0.00	0.00
4	Current tax Assets(net)	0.00	0.00
5	Other Current Assets	0.00	0.25
	Total current Assets	5.06	1.09
	<b>TOTAL ASSETS</b>	<b>193.24</b>	<b>189.43</b>
<b>EQUITY AND LIABILITIES</b>			
<b>EQUITY</b>			
(a)	Equity share capital	345.19	345.19
(b)	Other equity	-266.60	-230.26
	Total equity	78.59	114.93
<b>LIABILITIES</b>			
6	NON-CURRENT LIABILITIES		
(a)	Financial liabilities		
	(i) Borrowings	0.00	0.00
	(ii)Trade payable	0.00	0.00
	(iii)Other financial liabilities	0.00	0.00
(b)	Provisions	0.00	0.70
(c)	Deferred tax liabilities(Net)	0.00	0.00
(d)	Other Non-current liabilities	0.00	0.00
	Total Non -Current liabilities	0.00	0.70
7	CURRENT LIABILITIES		
(a)	FINANCIAL LIABILITIES		
	(i) Borrowings	101.40	71.77
	(ii)Trade payables	0.00	0.00
	(iii)Other financial liabilities	0.00	0.00
(b)	Provisions	1.04	0.03
(c)	Other current liabilities	12.21	2.00
(d)	Current Tax liabilities(Net)	0.00	0.00
	Total Current liabilities	114.66	73.80
	Total equity and liabilities	193.24	189.43

Notes:

- The above results were viewed and approved by the Audit committee and taken on records by the Board of Directors at their meeting held on 27.07.20
- The Company adopted Indian Accounting Standard (IndAs) from 01/04/2019 and accordingly these financial results together with of the result comparative previous period have been prepared in accordance with the recognition and measurement principle laid down As34 on interim Financial Reporting prescribed under section 133 of Companies Act 2013 read with relevant rules made there under
- The Ind as complaint corresponding figures for a quarter ended 31st Dec 19 have not been subject to limited review or Audit however the management has exercised necessary due diligence to ensure that the financial result quarter ended on 31stMar2020 provided true and fair view of the companies affairs
- The statement doesn't include IND as complaint results for the previous year ended on 31st March 2019 as it is not mandatory as SEBI's circular dated 5th July 2016.
- Previous period/ Year figure have been regrouped / recasted wherever necessary , to make them comparable with current period / Year figures

for DEVKI LEASING AND FINANCE LTD

Sudhir Bindal  
Managing Director



Date: 27.07.20  
Place:Indore

**M/S DEVKI LEASING AND FINANCE LIMITED**

**Velocity, 18-A Scheme No 94C, Ring Road, Indore-452010 (MP)**

CIN : L65921MP1993PLC007522

**Cash flow statement for the year ended 31st March, 2020**

Particulars	(Amount in Rs.)	
	Year ended 31.03.2020	Year ended 31.03.2019
<b>A Cash flow from operating activities:</b>		
Profit before tax	(36,33,878)	82,99,519
<b>Adjustments for :</b>		
Depreciation and amortisation expense	-	1,62,544
Profit (Loss) on sale of Investment	(13,64,000)	(13,64,000)
Interest Expenses	12,24,812	6,64,689
Loan Written Back	-	(95,07,916)
Non Cash Items	-	-
<b>Operating profit before working capital changes</b>	<b>(37,73,066)</b>	<b>(17,45,164)</b>
<b>Adjustments for changes in working capital :</b>		
Decrease/(Increase) in Inventories	(4,24,625)	(24,601)
Decrease/(Increase) in Short Term Loans & Advances	-	19,24,164
Decrease/(Increase) in trade & other receivables	25,117	(25,000)
Increase / (Decrease) in Other Current Liabilities	10,20,285	1,09,921
Increase / (Decrease) in Short Term provision	99,836	(113)
Increase / (Decrease) in Other Long Term Liabilities	(69,615)	64,915
<b>Cash flow from/(used in) operations</b>	<b>(31,22,068)</b>	<b>3,04,122</b>
Income taxes paid	-	-
<b>Net cash flow from/(used in) operating activities</b>	<b>(31,22,068)</b>	<b>3,04,122</b>
<b>B Cash flow from investing activities:</b>		
Purchase of fixed assets (including capital work-in-progress, capital advances and intangibles under development)	-	-
Sale of Investments	13,64,000	92,36,200
proceeds from other non current assets( other advances)	14,502	-
Net proceeds (to)/from financial asset	-	-
<b>Net cash (used in)/flow from investing activities</b>	<b>13,78,502</b>	<b>92,36,200</b>
<b>C Cash flow from financing activities:</b>		
Proceeds from financial liabilities	29,64,361	(95,99,848)
Interest paid	(12,24,812)	(6,64,689)
<b>Net cash (used in)/flow from financing activities:</b>	<b>17,39,549</b>	<b>(1,02,64,537)</b>
<b>D Net increase in cash and cash equivalents</b>	<b>(4,017)</b>	<b>(7,24,215)</b>
Cash and cash equivalents at the beginning of the year	39,099	7,63,314
<b>Cash and cash equivalents at the end of the year</b>	<b>35,082</b>	<b>39,099</b>
<b>E Cash and cash equivalents comprises of:</b>		
Balances with banks		
on current accounts	33,717	39,000
Cash in hand	1,365	99
	<b>35,082</b>	<b>39,099</b>

The accompanying notes form an integral part of these financials statements.

For and on behalf of Board of Directors of  
**M/S DEVKI LEASING AND FINANCE LIMITED**



Sudhar Bindal  
(Managing Director)  
DIN : 00108548

Place : Indore  
Date : 27-07-20